



1952

2004

6

132

99

2

32

2 ,

28

12

32

8

28

27

22

34

2

2

2

3


12.7

36

1

1.1

1-1 01




72	45	
52	19	
105	48	330
54	37	
28	4	
19	13	
57	17	
40	12	
40	22	
36	20	242
29	12	
19	7	
21	7	
122	106	
39	21	
11	9	294
45	29	
47	23	
30	24	
866	475	

96.42%

+

100

1- 01



72	71	98.61%	
52	51	98.08%	
105	104	99.05%	97.58%
54	50	92.59%	
28	28	100%	
19	18	94.74%	
57	57	100%	
40	38	95%	
40	40	100%	
36	35	97.22%	98.35%
29	29	100%	
19	18	94.74%	
21	21	100%	
122	118	96.72%	
39	38	97.44%	
11	10	90.91%	97.62%
45	45	100%	
47	47	100%	
30	29	96.67%	
866	847	97.81%	

1-2

97.81%

6

100%

90.91%

1.

2019

14

1- 01

	12	1.47%
	1	0.12%
	26	3.19%
	29	3.56%
	15	1.84%
	707	86.75%
	1	0.12%
	1	0.12%
	6	0.74%
	11	1.35%
	1	0.12%
	1	0.12%
	2	0.25%
	2	0.25%
	815	100%

1-3

2019

1.

1- 01

	96	11.78%
	24	2.95%
	37	4.54%
	87	10.67%
	135	16.56%
	69	8.47%
	11	1.35%
	42	5.15%
	30	3.68%
	24	2.95%
	13	1.60%
	51	6.26%
	9	1.10%
	5	0.61%
	182	22.33%
	815	100%

1.

2019

32

19

59.38%

1- 01

9	28.12%
2	6.25%
4	12.5%
1	3.13%
2	6.25%
2	6.25%
1	3.13%
1	3.13%
1	3.13%
1	3.13%
1	3.13%
1	3.13%
1	3.13%
1	3.13%
4	12.5%
1	3.13%
32	100%

2019 7

866

749

682

32

35


.1

644

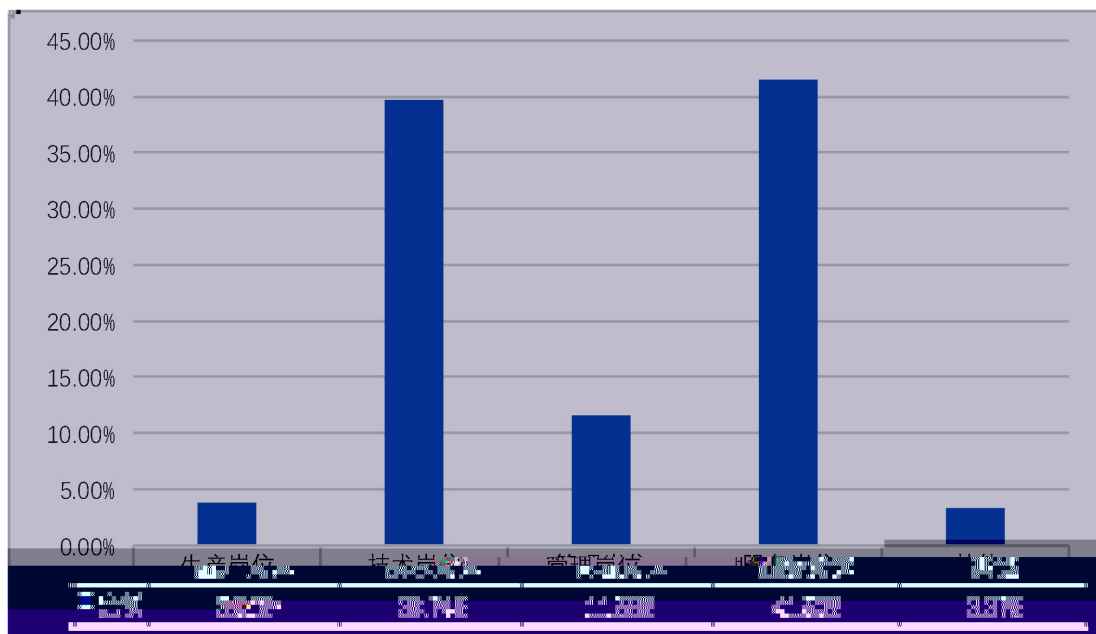
94.43%

14

2.05%

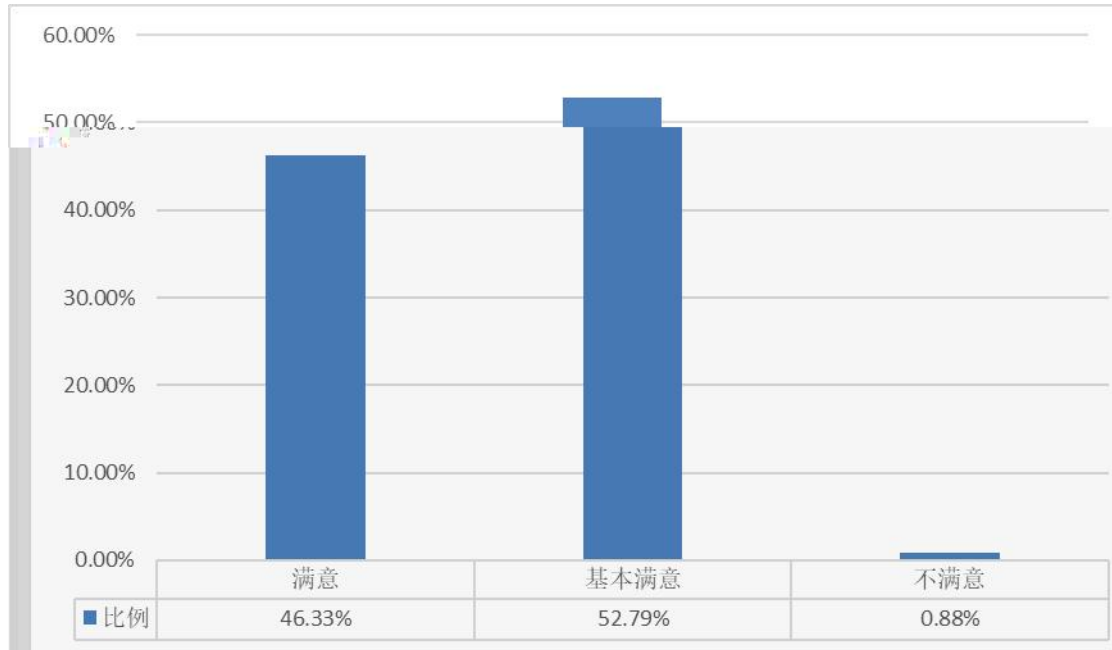


283
 41.5% 271
 39.74% 26 3.81%



676 99.12%

0.88%

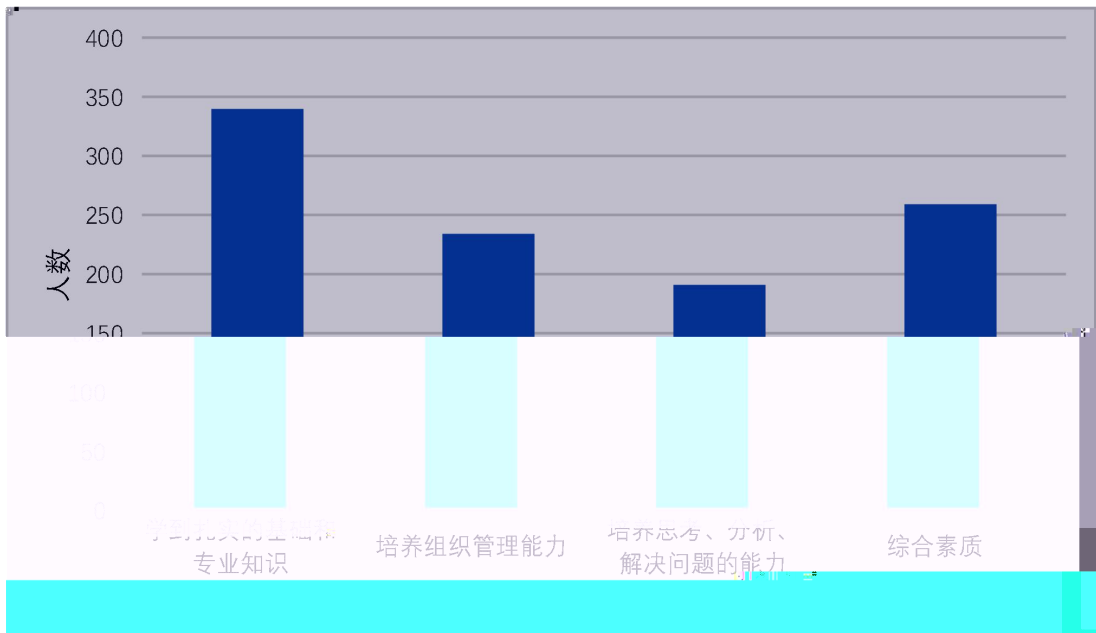
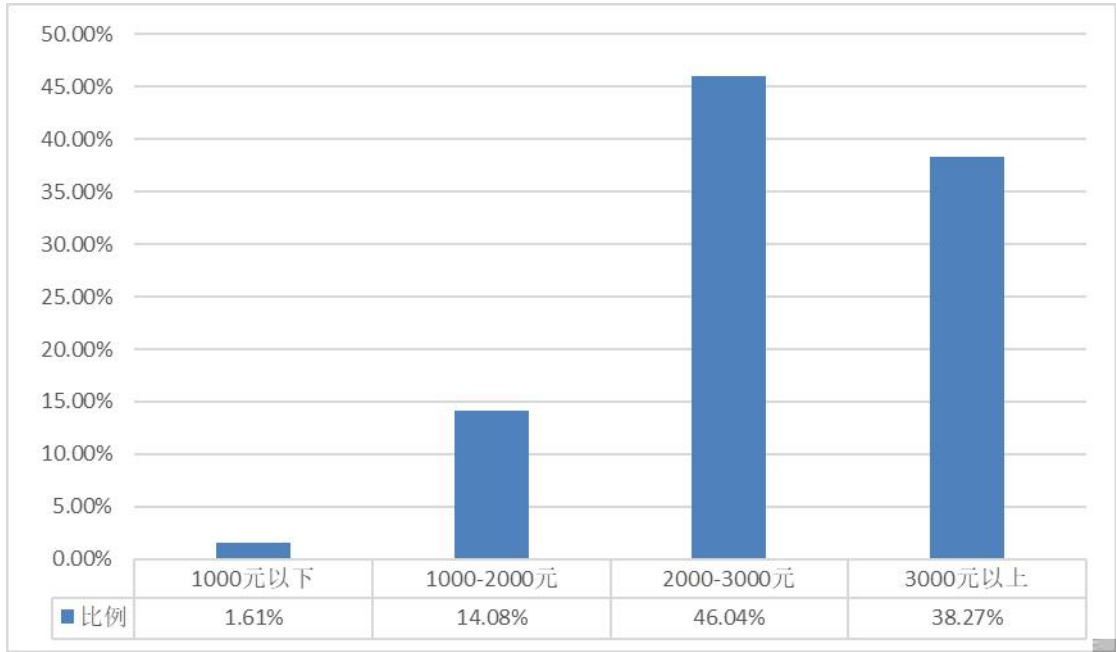


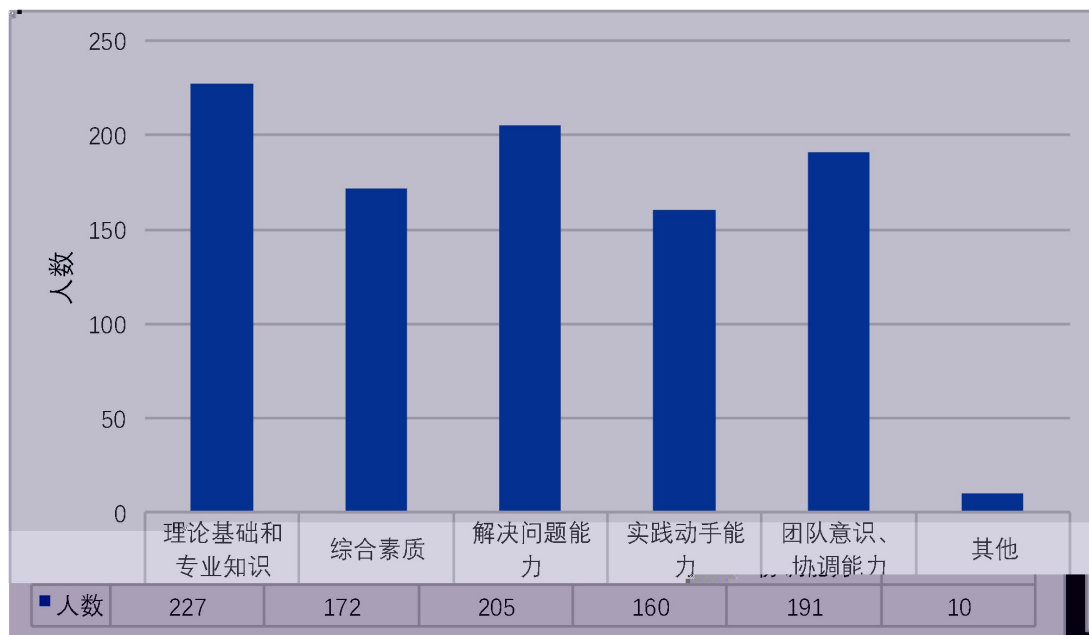
▪

2000-3000

314

46.04%





2019

2019

97.81%

.1

.

▪

OMG

.

QQ

+

.

209

1000

1000

20

2019

2019

2020